

C-Flex AP-Vantage

Jackson Table Imaging Capabilities on Any OR Table!

Attach C-Flex to Any Surgical Table.

The unique product design eliminates obstructions, leaving nothing but the patient in the shot. C-Flex AP-Vantage provides the cleanest possible cervical images on an OR table.

The system can be used for both anterior and posterior cervical surgeries, it includes an OR table adaptor (with carbon fiber rails) and the C-Flex head positioner. All the benefits of C-Flex for the OR table with a variety of different head attachments.

Ideal for use with Odontoid Screws, Cervical Fusion, and Artificial Cervical Discs.

- Artifact-Free Imaging
- Squeeze & Position with C-Flex
- Easy Precision Adjustments Intraoperatively
- Added Stability with Optional Leg
- Device Weight = 20 lbs. (9 kg)
- 500 lbs. (227 kg) Patient Weight Limit
- Works with the Mayfield Skull Clamp and Mayfield Horseshoe
- Fits OR Tables with Outside Rail Width 20" - 25½" (508 mm - 648 mm)
- Fits Any Accessory Rail Type (US, EU, UK, Denyer, and Japanese)

#A-70110 C-Flex AP-Vantage (with C-Flex System)

#A-70111 C-Flex AP-Vantage (without C-Flex System)



Artifact-Free Zone



Odontoid Screw








Concord Position



Optional Leg

C-Flex AP-Vantage (with C-Flex System) #A-70110

C-Flex AP-Vantage (w/o C-Flex System) #A-70111

Head Positioner	OR		
 <p>C-Flex Head Positioner System #A-70700</p>			
What's Included	 <p>C-Flex AP-Vantage OR Table Adaptor #A-70115 1 Included</p>	 <p>C-Flex 45° Head Module #A-70118 1 Included</p>	 <p>C-Flex Traction Bar #A-70117 1 Included</p>
	 <p>C-Flex AP-Vantage Leg #A-70116</p>		